

Market Performance & Thai Securities Industry Statistics

Data as of Dec 2024

Compiled by Business Development Department

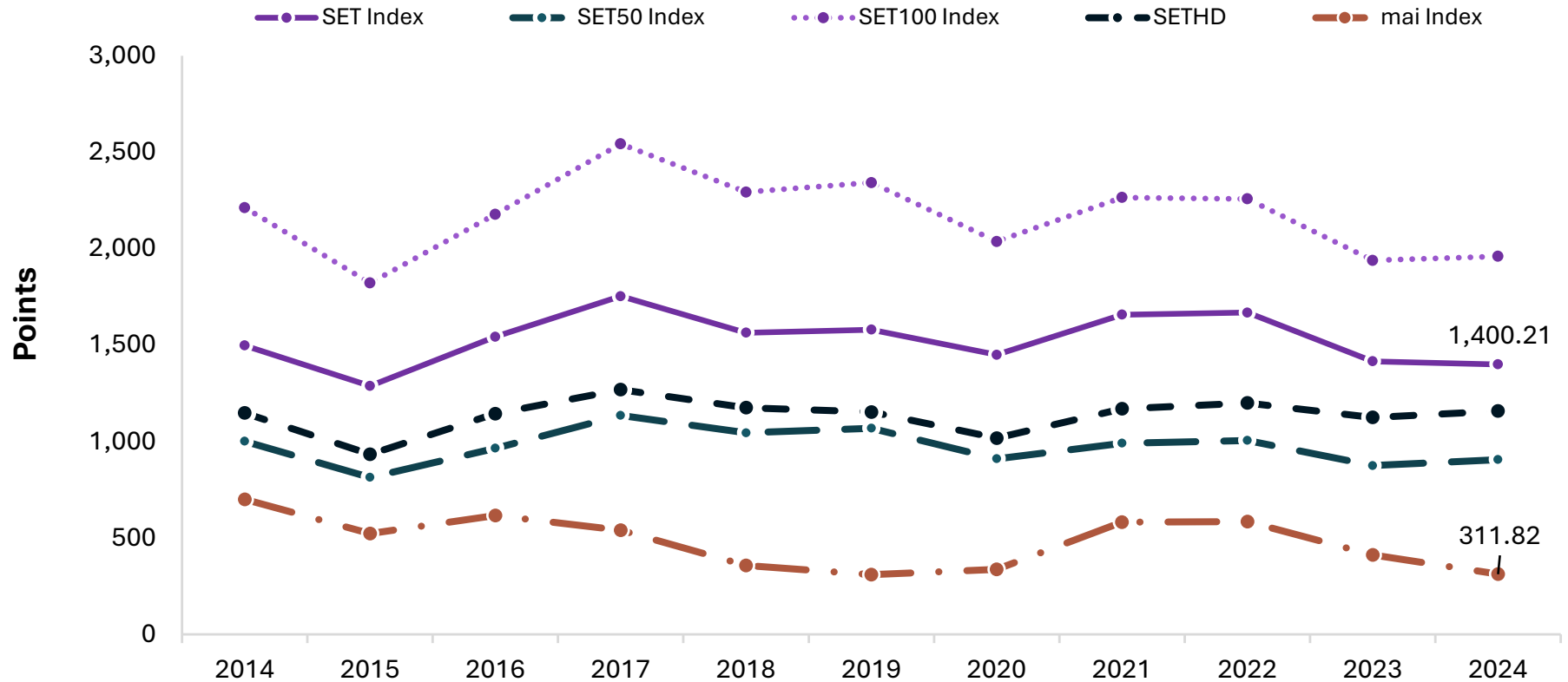
Association of Thai Securities Companies



Highlight

- **Market Performance**
- Securities Industry Statistics

Market Performance – SET & mai



	2014	2015	2016	2017	2018	2019	2020	2021	2022	2023	2024
SET %YoY	+15.3%	-14.0%	+19.8%	+13.7%	-10.8%	+1.0%	-8.3%	+14.4%	+0.7%	-15.2%	-1.1%
Mai %YoY	+96.2%	-25.3%	+17.9%	-12.3%	-34.0%	-13.1%	+8.6%	+73.1%	+0.3%	-29.5%	-24.2%

Source: SET

Market Performance – SET & mai

	2023	2024	Q2-2024	Q3-2024	Q4-2024
Total Turnover (<i>mil. baht</i>)	12,959,506	11,358,535	2,548,382	3,077,488	2,852,499
- SET	12,413,043	10,999,439	2,455,222	2,990,424	2,793,042
- mai	546,463	359,096	93,160	87,064	59,457
Average Daily Turnover (<i>mil. baht</i>)	53,331	46,551	44,708	48,849	46,762
- SET	51,082	45,080	43,074	47,467	45,788
- mai	2,249	1,472	1,634	1,382	975
Derivative Warrants Trading (<i>mil. Baht</i>)	841,641	726,657	150,971	104,900	149,086
Short Sales Trading (<i>mil. Baht</i>)	1,314,248	1,314,248	319,147	127,519	108,873
No. of Newly listed companies	43	36	12	6	11

Source: SET

Market Performance – SET & mai

	2023	2024	Jun 2024	Sep 2024	Dec 2024
Market Capitalization (<i>mil. baht</i>)	17,859,733	17,733,920	16,468,996	18,325,591	17,733,920
- SET	17,430,645	17,433,753	16,102,101	17,967,750	17,433,753
- mai	429,088	300,167	366,895	357,840	300,167
P/E (<i>times</i>)					
- SET	18.42	19.33	17.05	18.03	19.33
- mai	109.18	41.84	40.95	38.03	41.84
P/BV (<i>times</i>)					
- SET	1.36	1.40	1.22	1.37	1.40
- mai	2.17	1.55	1.79	1.79	1.55
Market Dividend Yield (%)					
- SET	3.32	3.23	3.53	3.16	3.23
- mai	1.53	2.47	2.06	2.10	2.47
No. of Listed Companies	840	860	856	856	860
No. of SET's Members	38	36	36	36	36

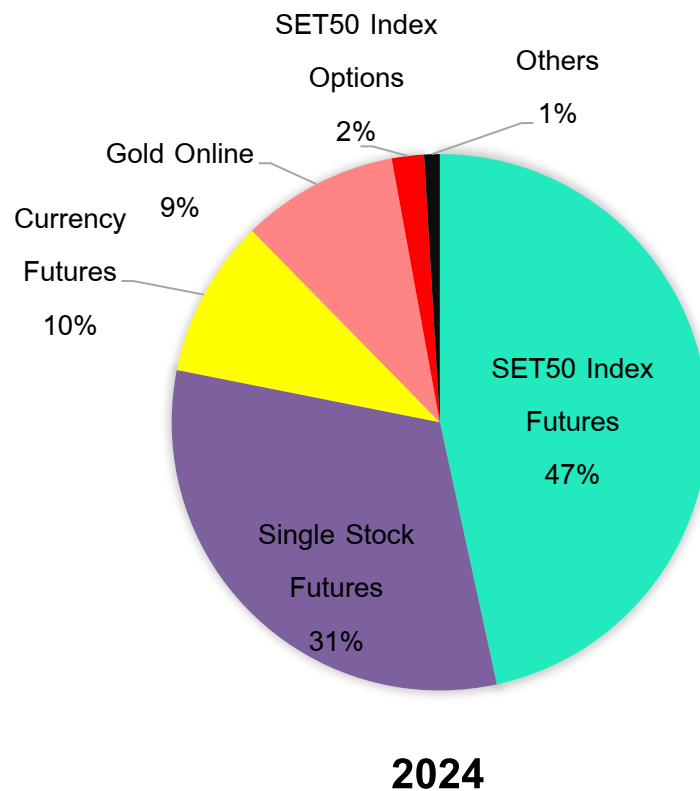
Source: SET

Market Performance – TFEX

Contracts	2023	2024
Total Trading Volume	129,491,241	118,040,404
Single Stock Futures	42,299,081	37,219,227
SET50 Index Futures	62,142,760	54,998,945
50 Baht Gold Futures	20,512	11,535
10 Baht Gold Futures	1,337,126	915,061
Gold Online	9,708,523	11,176,213
Silver Online	80,048	158,278
SET50 Index Options	2,461,711	2,283,811
USD Futures	10,376,736	9,982,320
USDJPY	836,804	1,081,797
EURUSD	218,100	187,362
Sector Futures	-	-
Agriculture Futures	7,762	10,470
Deferred Precious Metal	2,078	5,087

Source: TFEX

% of total trading by type of products



Note : Others are precious metal excluded gold online, deferred precious metal and agriculture products.

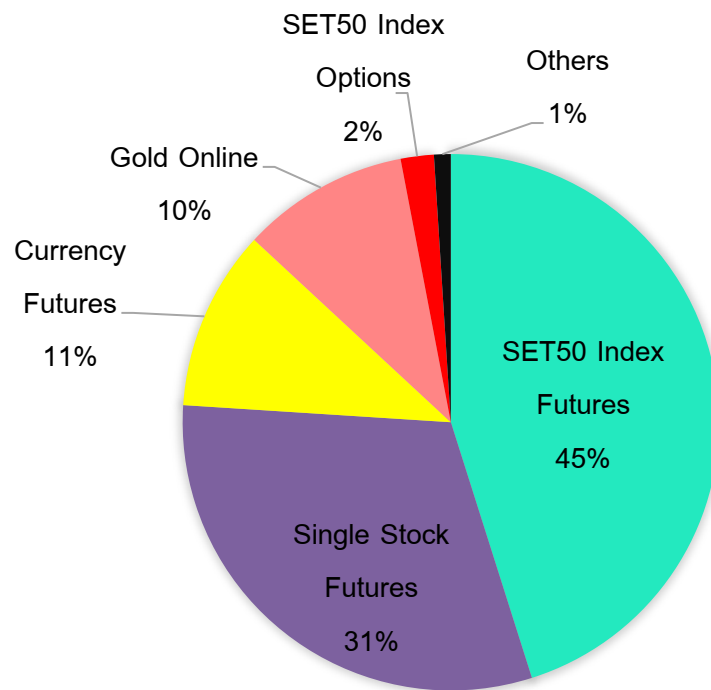
Source: TFEX

Market Performance – TFEX

Contracts	Q2-2024	Q3-2024	Q4-2024
Total Trading Volume	26,493,052	33,109,703	31,165,243
Single Stock Futures	8,116,401	11,321,286	9,631,504
SET50 Index Futures	12,755,595	14,943,339	14,059,389
50 Baht Gold Futures	3,464	2,601	3,741
10 Baht Gold Futures	248,351	188,115	250,027
Gold Online	2,595,321	2,982,552	3,144,982
Silver Online	46,336	46,013	48,098
SET50 Index Options	482,435	689,010	622,168
USD Futures	2,012,478	2,407,569	3,073,971
USDJPY	184,704	476,941	249,091
EURUSD	42,950	48,180	69,834
Sector Futures	-	-	-
Agriculture Futures	2,106	3,745	1,855
Deferred Precious Metal	2,911	352	285

Source: TFEX

% of total trading by type of products



Q4 -2024

Note : Others are precious metal excluded gold online, deferred precious metal and agriculture products.

Source: TFEX

Market Performance – TFEX

Contracts	2023	2024
Average Daily Volume	532,886	483,772
Single Stock Futures	174,070	152,538
SET50 Index Futures	255,732	225,406
50 Baht Gold Futures	84	47
10 Baht Gold Futures	5,503	3,750
Gold Online	39,953	45,804
Sliver Online	329	649
SET50 Index Options	10,131	9,360
USD Futures	42,703	40,911
USDJPY	3,444	4,434
EURUSD	898	768
Sector Futures	-	-
Agriculture Futures	32	43
Deferred Precious Metal	9	21

Contracts	2023	2024
Open Interests	2,683,105	2,776,115
Single Stock Futures	1,920,735	2,068,450
SET50 Index Futures	549,607	501,649
50 Baht Gold Futures	285	153
10 Baht Gold Futures	14,777	7,152
Gold Online	44,487	27,281
Sliver Online	1,905	2,078
SET50 Index Options	31,985	33,825
USD Futures	111,469	122,885
USDJPY	6,841	6,054
EURUSD	753	2,414
Sector Futures	-	-
Agriculture Futures	259	340
Deferred Precious Metal	2	-

Source: TFEX

Market Performance – TFEX

Contracts	Q2-2024	Q3-2024	Q4-2024
Average Daily Volume	464,790	525,551	510,906
Single Stock Futures	142,393	179,703	157,894
SET50 Index Futures	223,782	237,196	230,482
50 Baht Gold Futures	61	41	61
10 Baht Gold Futures	4,357	2,986	4,099
Gold Online	45,532	47,342	51,557
Sliver Online	813	730	788
SET50 Index Options	8,464	10,937	10,199
USD Futures	35,307	38,215	50,393
USDJPY	3,240	7,570	4,083
EURUSD	754	765	1,145
Sector Futures	-	-	-
Agriculture Futures	37	59	30
Deferred Precious Metal	51	6	5

Contracts	Jun 24	Sep 24	Dec 24
Open Interests	2,841,262	3,485,825	2,776,115
Single Stock Futures	1,965,830	2,551,769	2,068,450
SET50 Index Futures	697,369	603,209	501,649
50 Baht Gold Futures	207	277	153
10 Baht Gold Futures	12,205	8,756	7,152
Gold Online	37,174	47,447	27,281
Sliver Online	2,616	3,155	2,078
SET50 Index Options	34,913	57,735	33,825
USD Futures	77,167	203,197	122,885
USDJPY	11,162	7,852	6,054
EURUSD	2,235	2,157	2,414
Sector Futures	-	-	-
Agriculture Futures	379	269	340
Deferred Precious Metal	5	2	-

Market Performance – TFEX Block Trade

contracts	2023	2024	Q2-2024	Q3-2024	Q4-2024
Block Trade - all products (contracts)	40,833,170	35,655,373	7,836,495	10,714,696	9,190,019
QoQ Growth	-27.1%*	-12.7%*	-0.9%	+36.7%	-14.2%
Block Trade - SSF (contracts)	40,342,834	35,051,947	7,687,783	10,591,598	9,020,165
QoQ Growth	-26.9%*	-13.1%*	-0.8%	+37.8%	-14.8%

* YoY Growth

Source : TFEX

Market Performance – Bond Secondary Market

Secondary market	2023	2024	Q2-2024	Q3-2024	Q4-2024
Total Outright Trading Value (mil. Baht)	15,817,778	19,135,059	4,369,475	5,214,531	5,094,742
Government Bond	4,222,098	6,394,712	1,398,299	1,724,527	1,790,811
Treasury Bills	1,400,376	1,272,630	338,904	372,532	313,519
State Own Enterprise Bond	79,507	80,111	30,464	18,823	12,757
State Agency Bond	8,728,508	9,904,632	2,232,849	2,676,053	2,669,407
L-T Corp. Bond	626,680	901,736	203,261	273,022	198,362
Commercial Paper	760,167	581,143	165,681	149,516	109,873
Foreign Bond	443	95	19	59	12
Outright Daily Average (mil. Baht)	65,094	78,422	76,657	82,770	83,520
Outstanding Value of domestic bond (mil. Baht)	16,446,155	17,074,679	16,914,807	17,111,903	17,074,679

Source: ThaiBMA

Market Performance – Bond Primary Market

Primary Market	2023	2024	Q2-2024	Q3-2024	Q4-2024
Securities companies' transactions (mil. Baht)*					
L-T Corp. Bond	203,482	166,936	38,810	48,365	43,309
Commercial Paper	44,087	22,957	6,325	5,045	2,942
Foreign Bond	4,286	-	-	-	-
FX bond (JPY)	39,918	20,844	-	-	-
%per total transaction in primary market	2.9%	2.2%	2.1%	2.5%	2.3%
No. of securities companies in primary market	24	23	22	21	21

* Registered with ThaiBMA

Source: ThaiBMA

Market Performance – Bond Market via Thai BMA

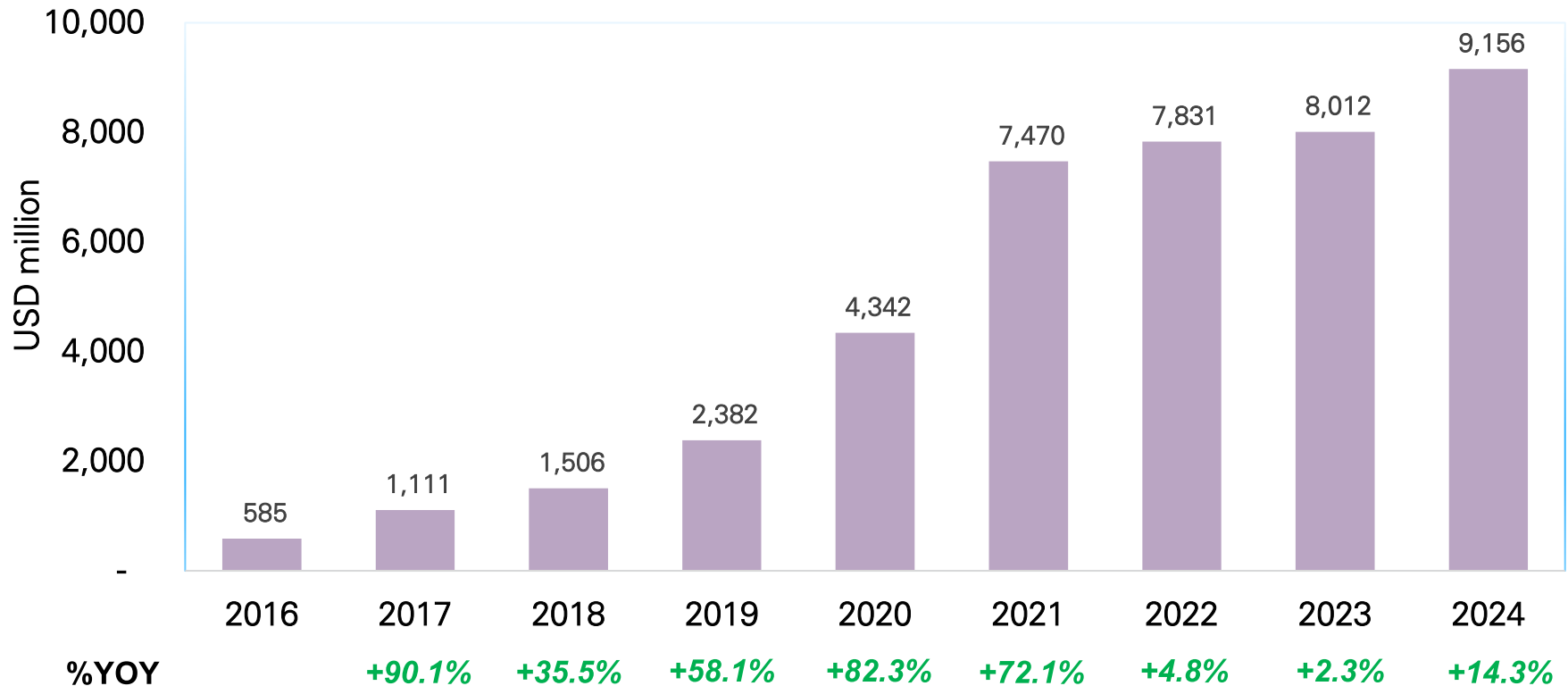
Secondary Market	2023	2024	Q2-2024	Q3-2024	Q4-2024
Securities companies' transactions (mil. Baht)					
Government Bond	380,942	615,667	161,628	142,798	172,938
Treasury Bills	71,305	45,209	9,802	14,599	12,412
SOE Bond	9,621	8,986	3,142	1,605	1,393
State Agency Bond	260,838	302,191	59,188	89,170	73,486
L-T Corp. Bond	132,842	197,918	48,370	51,834	42,892
Commercial Paper	100,761	58,462	17,199	10,565	7,023
Foreign Bond	240	95	19	59	12
%per total transaction in secondary market	6.1%	6.0%	6.9%	6.0%	6.0%
No. of securities companies in secondary market	19	21	18	18	19

Source: Thai BMA

- Market Performance
- **Securities Industry Statistics**

Securities Industry Statistics

Foreign Investment via Securities Companies (including PF)



*end of period data, data before 2016 is not available

Source: SEC (until December 2020), BOT (from January 2021 onward)

Securities Industry Statistics

Personnel in Securities Industry*		Dec 2023	Jun 2024	Sep 2024	Dec 2024
Investment analysts*	Capital Market	85	84	88	95
	Securities Market	305	292	291	290
	Derivatives Market	31	28	27	27
	Technical	83	82	83	84
Investment Planners*		1,001	998	1,003	1,012
Investment consultant*	Capital Market	0	0	0	0
	Securities Market	125	115	114	93
	Derivatives Market	59	56	55	54
	Complex 1	4,844	4,703	4,626	4,595
	Complex 2	1,494	1,414	1,371	1,358
	Complex 3	199	186	184	181
	IC Plain	354	335	328	338

*Active cases, data at end of each period

Source: SET, SEC

Securities Industry Statistics

	Dec 2023	Jun 2024	Sep 2024	Dec 2024
No. of Branches	389	382	373	363
Bangkok Metropolitan Area*	180	175	174	170
Provincial Area	209	207	199	193
% Margin Account to Local Trading Value**	13.02%	15.52%	15.57%	16.08%
% Cash Account to Local Trading Value**	86.98%	84.48%	84.43%	83.92%
% Program Trading to Total Trading Value**	38.68%	43.11%	38.61%	42.39%

*Including Nonthaburi Pathum Thani and Samutprakan province

**data at end of each period

Source: SET, SEC

Securities Industry Statistics

Equity	Dec 2023	Jun 2024	Sep 2024	Dec 2024
Number of Clients that have opened accounts (not counting duplicates)	2,548,604	2,798,205	2,919,221	3,041,196
Number of investors accounts (Accounts) ^{/1}	5,662,406	6,017,232	6,202,791	6,352,846
No. of Active Accounts*	393,899	443,129	497,069	392,406
Internet Accounts – Equity ^{/2}	Dec 2023	Jun 2024	Sep 2024	Dec 2024
Number of Clients that have opened accounts (not counting duplicates)	2,470,978	2,725,421	2,847,577	2,969,782
Number of investors accounts (Accounts) ^{/1}	5,349,484	5,720,023	5,901,752	6,028,640
No. of Active Internet Accounts*	325,938	367,997	411,871	322,509
Derivatives	Dec 2023	Jun 2024	Sep 2024	Dec 2024
Total Accounts	318,860	338,452	348,508	356,562

/1 Number of investors accounts (The total sum of all accounts, including those counted across all brokers)

/2 The number of Internet Accounts is part of the total Equity accounts.

*active account is account which trade at least once a month, for yearly data calculated by 12-month average

Disclaimer:

เอกสารนี้จัดทำขึ้นเพื่อเผยแพร่ข้อมูลและเพื่อการศึกษาเท่านั้น ซึ่งจัดทำขึ้นจากแหล่งข้อมูลต่างๆ ที่น่าเชื่อถือ โดยข้อมูลดังกล่าวเป็นเพียงข้อมูล ณ วันที่ปรากฏในเอกสารนี้เท่านั้น จึงอาจเปลี่ยนแปลงได้ภายหลังวันดังกล่าว หรือเมื่อข้อมูลที่เกี่ยวข้องมีการเปลี่ยนแปลง ทั้งนี้ สมาคมมิได้ยืนยัน ตรวจสอบ หรือรับรองความสมบูรณ์ ความถูกต้องครบถ้วน ทันกาลทันเวลา ของข้อมูลดังกล่าวแต่อย่างใด

สมาคมไม่รับผิดชอบต่อบุคคลใดๆ จากการเรียกร้องใดๆ ไม่ว่าในทางสัญญา ในการทำละเมิด รวมถึงความประมาท หรือเหตุอื่นใด ที่เกิดจากการตัดสินใจ หรือการกระทำใดๆ ที่เกิดจากความเชื่อถือในเอกสารดังกล่าว หรือในความเสียหาย ความสูญหาย ค่าสินไหมทดแทน หรือความรับผิดชอบใดๆ รวมถึงการสูญหายของข้อมูลหรือผลประโยชน์ ถึงแม้ว่าสมาคมจะได้รับแจ้งว่าอาจจะเกิดความเสียหายดังกล่าวขึ้นได้ก็ตาม

Disclaimer:

This document is prepared for the purpose of dissemination and education only. It is compiled from various reliable sources, and the information provided is accurate as of the date of publication. However, it may be subject to change thereafter or when related information is updated. The association does not confirm, verify, or certify the completeness, accuracy, timeliness, or relevance of the information provided in any way. The association shall not be liable to any person for any claims, whether contractual, tortious, or otherwise, arising from decisions or actions taken based on reliance on this document or for any damages, losses, compensation, or liabilities, including loss of data or benefits, even if the association has been notified of the possibility of such damages.



THANK YOU